

Part number:

**HYDROMA**

HYDRAULICKÉ SYSTÉMY

**HIDROMA  
SYSTEMS**

UKŁADY HYDRAULICZNE

**HYDROMA**

ГИДРАВЛИЧЕСКИЕ СИСТЕМЫ

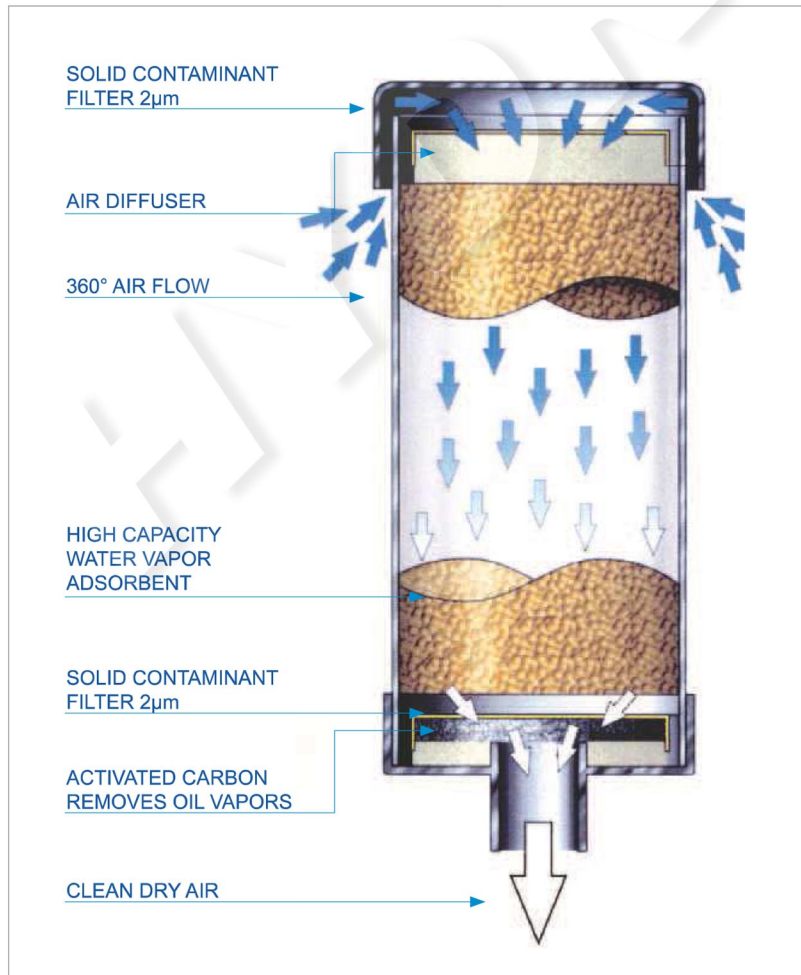


#### TECHNICAL DATA

Nominal air flow rate: 1.000 l/min

Solid contaminant filtration: 2µm

Silica gel adsorption:  
up to 40% of its weight in water



#### MATERIALS

D-10+ are manufactured from rugged ABS plastic and impact-modified Plexiglas.

R-10+ have a rugged steel reinforced base for heavy duty applications.

#### WORKING TEMPERATURE

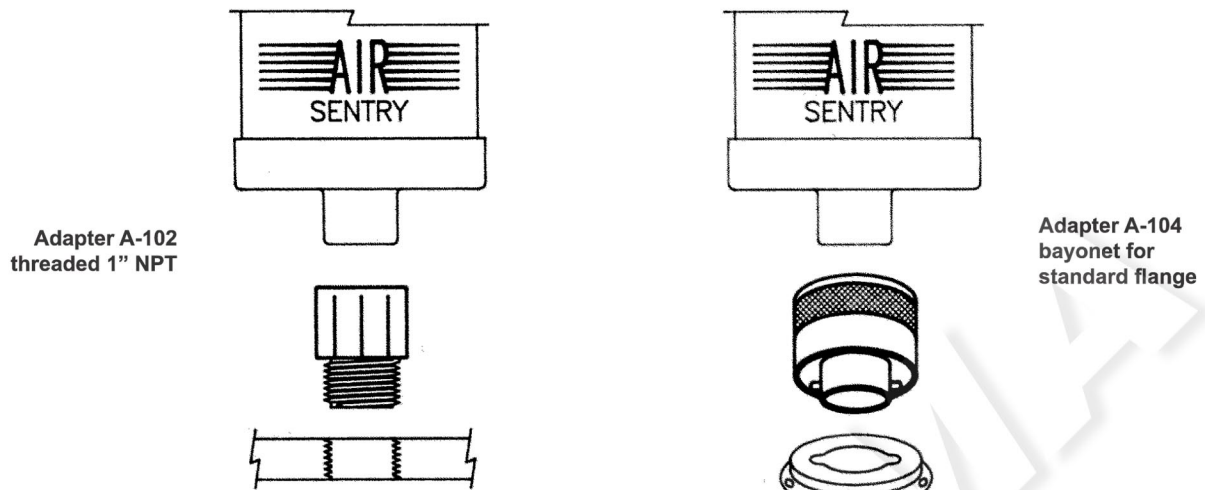
From -30°C to 100°C

## CONNECTION TO THE RESERVOIR

The breathers D10+ can be attached to the reservoir by using an adapter :

- mod. A-102 for mounting in a threaded hole 1"
- mod. A-104 for bayonet mounting on a standard flange pattern ( 6 holes on 73 mm PCD)

The breathers R10+ are attached to the re-servoir by 1" NPT male pipe thread.



Air Sentry Breathers use a three-stage filtration design to ensure optimum protection by removing water vapor and solid contaminants before they enter the fluid system.

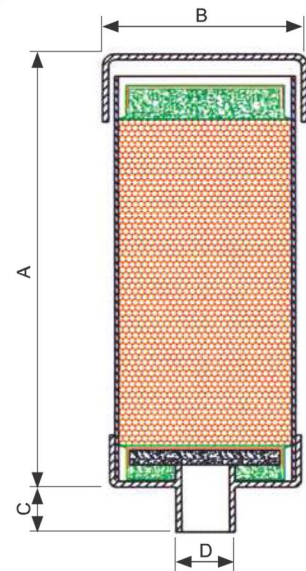
First, air passes through a fine, 2 $\mu$ m solid particle filter. The air then passes through a diffuser to ensure maximum effectiveness within the silica gel chamber.

Next, water vapor is removed as the air travels through a bed of silica gel, the highest capacity adsorbent available. After being dried, the air passes through a second 2 $\mu$ m solid particle filter and enters the reservoir, clean and dry.

Air entering is cleaned and dried. Expelled air partially regenerates the silica gel and backflushes the particulate filter to prolong the life of the breather.

Silica gel is chemically inert, non-toxic, non-deliquescent and non-corrosive. The internal structure is composed of interconnected microscopic pores that adsorb up to 40% of its weight.

**When maximum adsorption is reached, the silica gel turns from yellow to blue to indicate that replacement of the breather is required.**



DIMENSIONS						
	A	ø B	C	D	kg	Max H <sub>2</sub> O capacity (l)
D-101	127	127	32	to fit an adaptor A-10+	1,0	0,2
D-102	205	127	32		1,7	0,5
R-101	140	132	25	1" NPT	1,5	0,2
R-102	216	132	25	1" NPT	2,1	0,5