

Part number:

HYDROMA

HYDRAULICKÉ SYSTÉMY

**HIDROMA
SYSTEMS**

UKŁADY HYDRAULICZNE

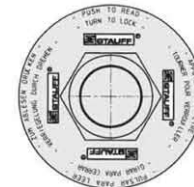
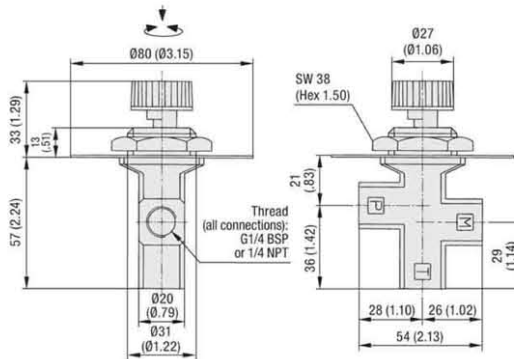
HYDROMA

ГИДРАВЛИЧЕСКИЕ СИСТЕМЫ

Gauge Isolator Valves

Dimensions / Technical Data / Order Codes

**Gauge Isolator Valve - Type SWS-S1
(Single Station)**



Characteristics

Effective protection of pressure gauges against overload caused by pressure peaks

Features

- Suitable for panel installation
- Max. panel thickness of 5 mm / .20 in
- Fixed with hexagonal nut
- Push button to read and turn to lock
- Multilingual instructions printed on face plate

Media Compatibility

- Suitable for hydraulic fluids

Please consult STAUFF before using with other media.

Materials

- Body made of Cast Iron
- Spindle made of Steel
- Push / turn button made of Polyamide (PA)
- Face plate made of Aluminium
- O-rings made of NBR (Buna-N®)

Technical Data

- Maximum working pressure: 400 bar / 5800 PSI
- Operating temperature range: -30 °C ... +115 °C / -22 °F ... +239 °F

Order Codes

SWS - B04 - S1



1 Type

Gauge Isolator Valve **SWS**

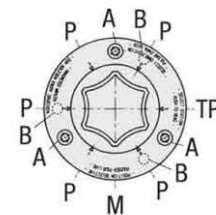
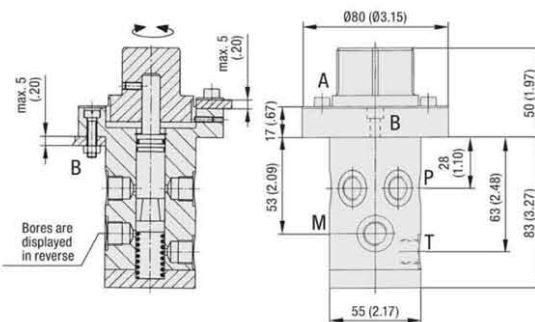
2 Connection Thread

G1/4 BSP (for all connections) **B04**
1/4 NPT (for all connections) **N04**

3 Style

Single station **S1**

**Gauge Isolator Valve - Type SWS-M
(Multi Station)**



Mounting Bores (ø6 mm / .24 in)

- A** 3 bores, equally spaced (120°), BCD ø65 mm / 2.56 in
- B** 3 bores, equally spaced (120°), BCD ø65 mm / 2.56 in

Connections (G1/4 BSP or 7/16-20 UNF)

- P** 6 bores, equally spaced (60°)
- M** 1 bore
- T** 1 bore

Characteristics

Pressure measurement on six positions in the hydraulic circuit with only one pressure gauge

Features

- Suitable for bulkhead installation
- Max. panel thickness of 5 mm / .20 in
- Fixed with connection flange and screws: 3 hexagon head bolts M5 x 10 (DIN 933) for mounting the printed panel and 3 socket cap screws M5 x 25 (DIN 912) with washers (DIN 127) and nut (DIN 934) for panel installation included in delivery
- Turn button to select position of measurement

Media Compatibility

- Suitable for hydraulic fluids

Please consult STAUFF before using with other media.

Materials

- Body made of Cast Iron
- Spindle made of Steel
- Push / turn button made of Polyamide (PA)
- Face plate and end cover made of Aluminium
- O-rings made of NBR (Buna-N®)

Technical Data

Order Codes

SWS - B04 - M



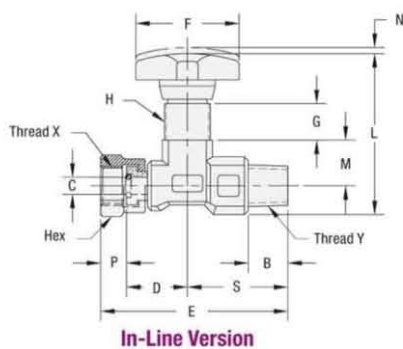
1 Type

Gauge Isolator Valve **SWS**

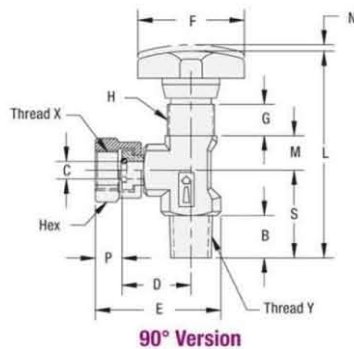
2 Connection Thread

G1/4 BSP for all connections **B04**
7/16-20 UNF (1/4" SAE) for all connections **U04**

Gauge Isolator Needle Valve - Types SWS-A1/A2 (Single Station)



In-Line Version



90° Version



Dimensions

Type	Thread X (Female)	Thread Y (Male)	Dimensions (mm/in)													Weight (kg/lb)
			B	C	D	E	F	G	H	L	M	N	P	S	Hex	
SWS-A1	G1/4 BSP 1/4 NPT	G1/4 BSP	13	5,6	20	61,5	34	12	M15x1	53	15	2	8,5	33	18	0,13
		1/4 NPT	.51	.22	.78	2.42	1.34	.47		2.09	.59	.08	.33	1.30	.71	.22
SWS-A2	G1/4 BSP 1/4 NPT	G1/4 BSP	13,5	5,6	22	40	34	10	M15x1	66	11	2	8,5	28	18	0,11
		1/4 NPT	.53	.22	.87	1.57	1.34	.39		2.60	.43	.08	.33	1.10	.71	.44

Characteristics

Effective protection of pressure gauges against overload caused by pressure peaks

Features

- Designed for in-line assembly (type A1) or 90° assembly (type A2) with female BSP / male BSP, female NPT / male NPT or female NPT / male SAE threaded connections
- Panel mounting nuts available on request
- Rotating swivel nut allows for accurate orientation of the pressure gauge

Materials

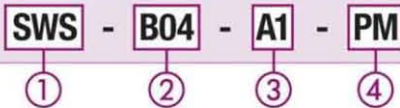
- Body made of Steel, zinc/nickel-coated (free of hexavalent chromium CrVI)
- Spindle made of Steel
- Hand-wheel made of Polyamide (PA)
- O-rings made of NBR (Buna-N®)
- Anti-extrusion ring made of PTFE

Consult STAUFF for alternative materials.

Technical Data

- Maximum working pressure: 400 bar / 5800 PSI (for all sizes)
- Operating temperature range: -20 °C ... +100 °C / -4 °F ... +212 °F

Order Codes



1 Type

Gauge Isolator Valve **SWS**

2 Connection Threads

Female G1/4 BSP and Male G1/4 BSP **B04**
 Female 1/4 NPT and Male 1/4 NPT **N04**
 Female 1/4 NPT and Male 7/16-20 UNF (1/4" SAE) (only available for in-line version) **S04**

3 Style

Single station, in-line version **A1**
 Single station, 90° version **A2**

4 Panel Mounting Kit

Without panel mounting kit (standard option) **-**
 With panel mounting kit **PM**

Pressure Gauges

Please see pages D4 to D11 of the **Diagtronics** section of this product catalogue for details on our full range of analog and digital pressure measurement equipment.

