

Part number:

HYDROMA

HYDRAULICKÉ SYSTÉMY

**HIDROMA
SISTEMS**

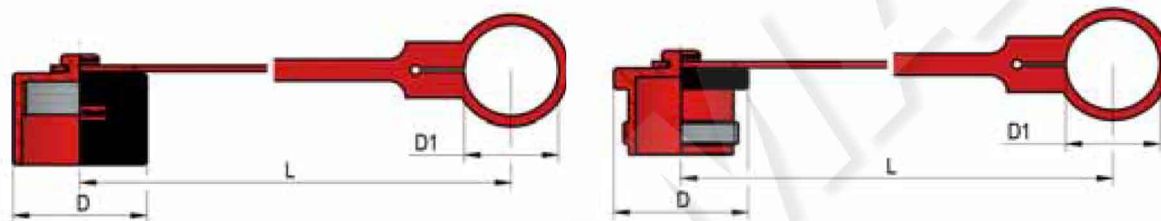
UKŁADY HYDRAULICZNE

HYDROMA

ГИДРАВЛИЧЕСКИЕ СИСТЕМЫ

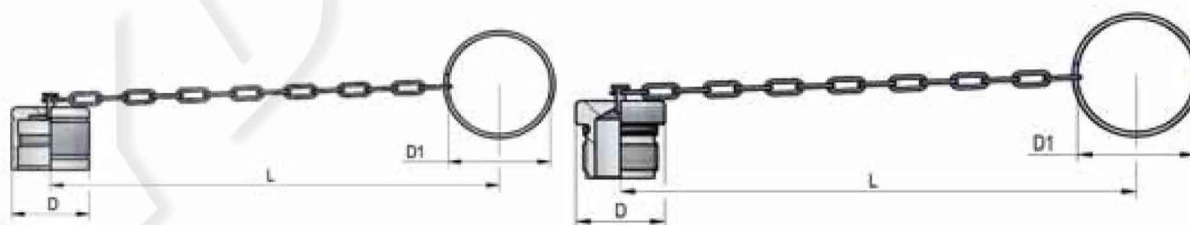
PLASTIC CAPS

NOMINAL SIZE			FEMALE DUST PLUG					MALE DUST CAP					COLOUR	MATERIAL
DNP	BG	ISO	COD. F	Dimensions			Weight (g)	COD. M	Dimensions			Weight (g)		
				D	L	D1			D	L	D1			
06	1	6.3	SPV.06002	30	180	19	12	SPV.06003	30	180	19	11	●	Polypropylene
10	2	10	SPV.10002	33	105	21	10	SPV.10003	33	105	21	9	●	Polypropylene
13	3	12.5	SPV.13002	42	135	29,5	15	SPV.13003	41,5	135	29,5	13	●	Polypropylene
13	3	12.5	SPV.13042	42	135	29,5	15	SPV.13043	41,5	135	29,5	13	●	Polypropylene
20	4	19	SPV.20002	47	185	37	18	SPV.20003	47	185	37	21	●	Polypropylene
25	5	25	SPV.25002	55	150	42	23	SPV.25003	54	150	42	20	●	Polypropylene
30	6	31.5	SPV.30002	77	210	55	52	SPV.30003	79	210	55	56	●	Polypropylene

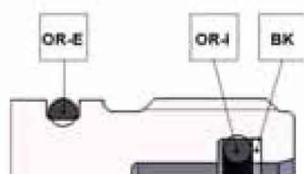


METAL CAPS

NOMINAL SIZE			FEMALE DUST PLUG					MALE DUST CAP					MATERIAL
DNP	BG	ISO	COD. F	Dimensions			Weight (g)	COD. M	Dimensions			Weight (g)	
				D	L	D1			D	L	D1		
10	2	10	SPV.10202	34	205	27	40	SPV.10203	34	205	27	51	Aluminum
13	3	12.5	SPV.13202	41,5	205	32	57	SPV.13203	41,5	205	32	66	Aluminum
20	4	19	SPV.20202	48	275	47,5	65	SPV.20203	47,5	275	47,5	105	Aluminum
25	5	25	SPV3.25202	55	275	47,5	75	SPW3.25203	55	275	47,5	111	Aluminum
30	6	31.5	SPV.30202	78	275	47,5	188	SPV.30203	78	275	47,5	219	Aluminum



SPARE PARTS



NOMINAL SIZE			FEMALE GASKET		
DNP	BG	ISO	OR-I (NBR*)	BK (PTFE)	OR-E (NBR*)
06	1	6.3	PLK.013.120	PAV.006.130	PVW.006.121
10	2	10	PVW.010.120	PVW.010.130	PVW.013.120
13	3	12.5	PVW.013.120	PVW.013.130	PVW.013.121
20	4	19	PDV.019.120	PVW.019.130	PVW.019.121
25	5	25	PAV.025.120	PVW.025.130	PVW.025.121
30	6	31.5	PVW.030.120	PVW.030.130	PAV.050.120

* AL CODICE DELLA GUARNIZIONE IN NBR AGGIUNGERE 'E' PER EPDM O 'V' PER VITON
 TO THE NBR GASKET CODE ADD 'E' FOR EPDM OR 'V' FOR VITON
 ZU DER ARTIKELNR. DER NBR DICHTUNG GEBEN SIE 'E' FUER EPDM ODER 'V' FUER VITON AN
 AU CODE DU JOINT EN NBR JOINDRE 'E' POUR EPDM OU 'V' POUR VITON