

Part number:

022-10011

**HYDROMA**

HYDRAULICKÉ SYSTÉMY

**HIDROMA**  
SYSTEMS

UKŁADY HYDRAULICZNE

**HYDROMA**

ГИДРАВЛИЧЕСКИЕ СИСТЕМЫ

## SUPPORTO MOTORE A PIEDINO / FOOT FLANGES

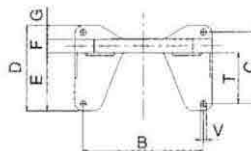
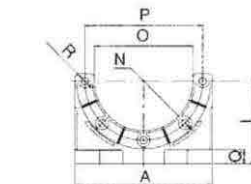
tipo / series **P**

Costruiti in lega di alluminio ad elevata resistenza meccanica vengono utilizzati quali supporti per lanterne con flangiatura normalizzata B5 sino ad un diametro esterno del motore di 350 mm. Da un  $\varnothing$  400 est. del motore i piedini vengono costruiti in ferro.

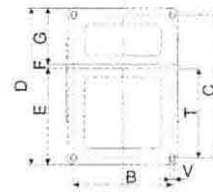
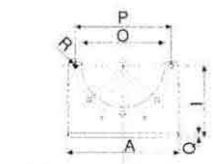
Manufactured of high resistance aluminium alloy, these flanges are used to support our bellhousings with standard B5 flange up to an external diameter of the motor of  $\varnothing$  350 mm. From  $\varnothing$  400 upwards these foot flanges are made of steel.

Tabella / Table 23

Codice Part number	Dimensioni (mm) / Dimensions (mm)														
	A	B	C	D	E	F	G	I	N	O	P	Q	R	T	V
<b>P160</b>	165	135	80	100	45	10	45	98	80	111	130	10	9	35	9
<b>P200</b>	202	168	103	125	54	19	54	123	100	140	165	22	11,5	42,5	9
<b>P250</b>	252	220	130	155	105	25	25	150	125	180	215	25	13	92,5	11
<b>P300</b>	302	265	160	190	115	25	50	175	150	240	265	25	13	100	13
<b>P350</b>	362	310	250	286	183	30	73	205	175	256	300	30	18	165	15
<b>P400</b>	410	360	520	570	350	15	205	260	175	301	350	15	18	325	18
<b>P450</b>	460	400	590	640	390	15	235	295	200	351	400	15	18	365	18
<b>P550</b>	560	500	690	740	470	15	255	350	250	450	500	15	18	445	18



Da  $\varnothing$  160 a  $\varnothing$  350  
From  $\varnothing$  160 to  $\varnothing$  350



Da  $\varnothing$  400 a  $\varnothing$  550  
From  $\varnothing$  400 to  $\varnothing$  550