

Part number:

**HYDROMA**

HYDRAULICKÉ SYSTÉMY

**HIDROMA  
SYSTEMS**

UKŁADY HYDRAULICZNE

**HYDROMA**

ГИДРАВЛИЧЕСКИЕ СИСТЕМЫ

65 210/107 ED



## MVR-RS/P

### DIRECT CHECK VALVE WITH FLOW RESTRICTOR

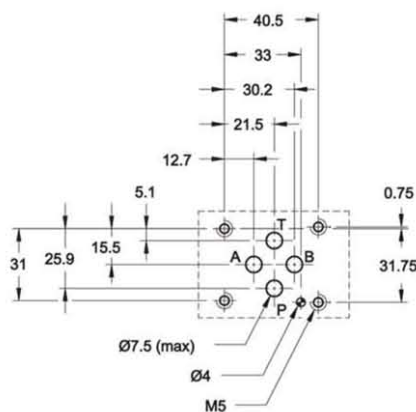
SERIES 50

**MODULAR VERSION**  
**ISO 4401-03 (CETOP 03)**

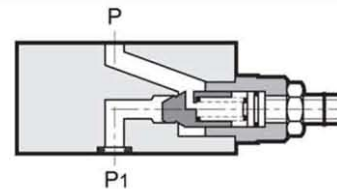
**p** max 350 bar  
**Q** max (see table of performances)

#### MOUNTING INTERFACE

ISO 4401-03-02-0-94  
(CETOP 4.2-4-03-350)



#### OPERATING PRINCIPLE

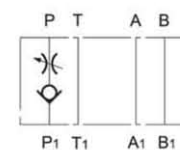


- The MVR-RS/P valve is a check valve that incorporates also the function of flow restriction.
- It is made as a modular version with mounting surface according to the ISO 4401 (CETOP RP 121H) standards.
- It can be quickly assembled under the ISO 4401-03 (CETOP 03) directional solenoid valves and modular valves, without use of pipes and using suitable tie-rods or bolts.
- It is used when it is necessary to control the flow in a direction and to avoid backflows or the self-emptying of the lines in the opposite direction.
- Control of the flow is obtained with a countersunk hex screw with locking nut.

#### PERFORMANCES (measured with mineral oil of viscosity 36cSt at 50°C)

Maximum operating pressure	bar	350
Check valve cracking pressure		1
Maximum flow rate in controlled lines	l/min	50
Maximum flow rate in the free lines		75
Ambient temperature range	°C	-20 / +50
Fluid temperature range	°C	-20 / +80
Fluid viscosity range	cSt	10 + 400
Fluid contamination degree	According to ISO 4406:1999 class 20/18/15	
Recommended viscosity	cSt	25
Mass:	kg	1,1

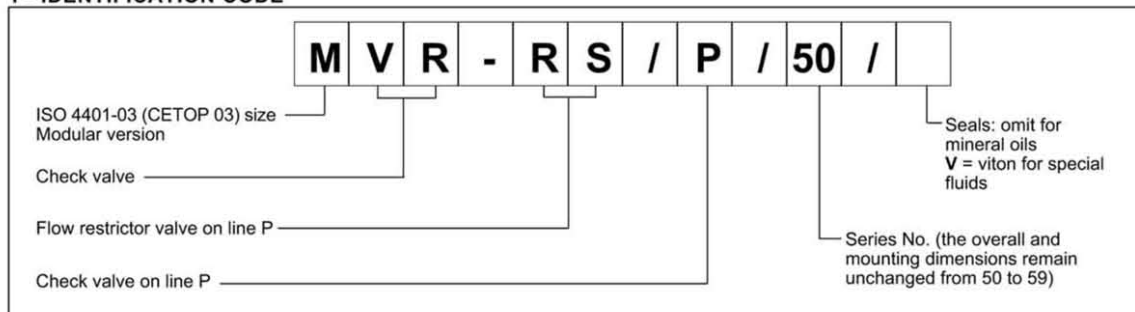
#### HYDRAULIC SYMBOL



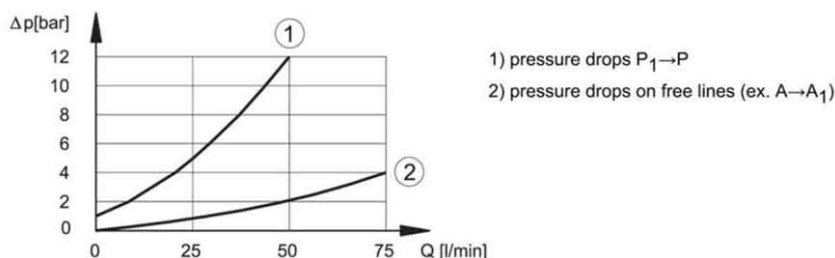
# MVR-RS/P

## SERIES 50

### 1 - IDENTIFICATION CODE



### 2 - CHARACTERISTIC CURVES (values obtained with viscosity of 36 cSt at 50°C)



### 3 - HYDRAULIC FLUIDS

Use mineral oil-based hydraulic fluids HL or HM type, according to ISO 6743-4. For these fluids, use NBR seals. For fluids HFDR type (phosphate esters) use FPM seals (code V). For the use of other kinds of fluid such as HFA, HFB, HFC, please consult our technical department. Using fluids at temperatures higher than 80 °C causes a faster degradation of the fluid and of the seals characteristics. The fluid must be preserved in its physical and chemical characteristics.

### 4 - OVERALL AND MOUNTING DIMENSIONS

